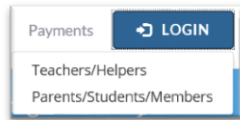
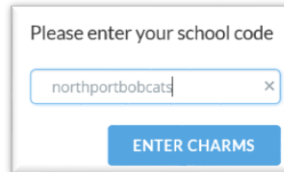


CHARMS

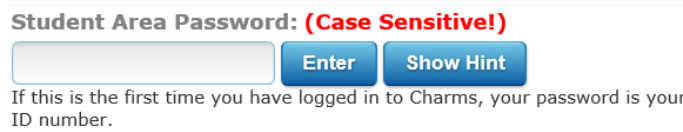
- Log into Charms - Go to www.charmsoffice.com
- Top right, select **Login** then select **Parents/Students/Members**




- Type in our school code (**northportbobcats**) and hit **ENTER CHARMS**

A screenshot of a form titled 'Please enter your school code'. It contains a text input field with 'northportbobcats' entered and a small 'x' icon to its right. Below the input field is a blue button labeled 'ENTER CHARMS'.

- Type in your password OR if this is your first time logging in, you'll use your child's **4 digit code** (if you don't have it, email nphsbpo@gmail.com) You will then be prompted to change it.

A screenshot of a password entry form. It has a title 'Student Area Password: (Case Sensitive!)' in red. Below the title is a text input field, followed by two blue buttons: 'Enter' and 'Show Hint'. At the bottom, there is a note: 'If this is the first time you have logged in to Charms, your password is your ID number.'

- If you're student is already a member and you need your email reset, email nphsbpo@gmail.com and in the subject, **Charms Password Reset**. Give your student name and you'll be sent their **4-digit code**.
- To see Finances with your student, you can click either of these tabs



Finances

- To Volunteer for events, (fundraisers, Football games etc) click on the Volunteer Tab



Volunteer